

INVESTIGATION OF 8 x 5 GB/S MODE DIVISION MULTIPLEXING -FSO SYSTEM UNDER DIFFERENT WEATHER CONDITION

ARAS AL-DAWOODI^{1,*}, HEYAM MARAHA², SARA ALSHWANI¹,
ALAAN GHAZI^{3,4}, AHMED M. FAKHRUDEEN², S. A. ALJUNID⁴,
SYED ZULKARNAIN SYED IDRUS⁵, ASO AHMED MAJEED¹,
KAMERAN ALI AMEEN¹

¹Computer Science Department, College of Computer Science and Information
Technology, Kirkuk University, Kirkuk, Iraq

²Network Department, College of Computer Science and Information
Technology, Kirkuk University, Kirkuk, Iraq

³School of Human Development and Technocommunication,
Universiti Malaysia Perlis, Jejawi, Perlis, Malaysia

⁴School of Computer and Communication Engineering,
Universiti Malaysia Perlis, Kampus Pauh Putra, Perlis, Malaysia,

⁵School of Human Development & Techno Communication,
University Malaysia Perlis, Malaysia

*Corresponding Author: aras.ghazi86@uokirkuk.edu.iq

Abstract

This paper proposes Mode Division Multiplexing (MDM) of Laguerre-Gaussian (LG) mode over Free Space Optics (FSO) communication under different weather conditions to achieve the maximum possible medium range. FSO is a unique technique for the communication between the transmitted signal and the received signal. Moreover, MDM transmissions are significant interest because of the potentially high number of modes that can be used in a single optical. MDM multiplexing supporting several modes propagate through optical transmission, spatial modes in MDM are utilised as independent channels that will carry various data streams. In this study, an 8-channel MDM-FSO system has been designed and analysed in different weather conditions at 1550 nm wavelength. The simulated system has transmitted 40Gbps up for a distance of 3000-meter FSO in superbly under clear weather condition. It also transmitted 40 Gbps up for a distance of 650-meter FSO during heavy rain. The BER measure the performance of different scenario of FSO based on MDM.

Keywords: Bit error rates, Eye diagram, Free space optics, Laguerre Gaussian, Mode division multiplexing.

1. Introduction

Free Space Optics (FSO), a license-free technology, offers a broader and unlimited bandwidth. It can be installed quickly at a lower cost compared to laying down fiber optic cable [1]. Based on that advantageous, it has emerged as a promising solution for the last mile bottleneck problem. An FSO is an upgraded transmission medium from the fiber optics. For one transmission line, instead of sending the data in a closed glass path, it is transmitted through the air. FSO uses similar optical transceiver like that in optical communication technology, and it operates through free space, in full-duplex mode. In FSO, each optical wireless unit acts as a transceiver. It uses an optical source, with a lens or telescope that transmits light through the atmosphere to another lens that receives the information. The receiving lens has very high sensitivity due to atmospheric effects by using optical [2].

However, it is exposed to various effects of noise in different weather conditions [3-5]. At the same time, the amount of data to be transmitted keeps increasing. It could be possibly handled by considering some major challenges at the transmitter like minding the modulation techniques [6], suitable light source, estimation of transmitting power levels, and wavelength transmission [7]. Accordingly, the demand for bandwidth in supports for numerous applications keeps increasing too, for a couple of years [2]. When the bandwidth is expanded, the transmission capacity of the FSO has enhanced accordingly, which is necessary in current video-based information dissemination world. There are various multiplexing techniques in optical communication that used to increase the capacity and transmission distance. Most of these multiplexing schemes based on time division multiplexing (TDM) [8] and wavelength division multiplexing (WDM) [9] have been used. Besides, orthogonal frequency division multiplexing (OFDM) [10].

Amongst many of the multiplexing schemes, mode division multiplexing (MDM) is a swiftly emerging as a potential candidate for increasing the aggregate bandwidth of current optical fiber systems [11]. MDM multiplexing supporting several modes propagate through optical fibers transmission. An MDM is an optical communication method where spatial modes are utilized as information channels carrying independent data streams [12]. In the other hands, eight mode are used in MDM to drive the propagation of a number of channels on different modes generated by various mechanisms such as spatial light modulators [13, 14], optical signal processing [15, 16], photonic crystal fibers [17], modal decomposition methods [18, 19], and few-mode fiber [9, 20].

Moreover, the electronic and photonic equalization schemes [21, 22] could possibly be explored and integrated into the system. The other scheme of optimization bee algorithm [23-25] that can be used in optical communication to improve distortion nonlinearly in future work.

In this study, the MDM of LG modes is designed with different diameters from vertical cavity surface-emitting laser (VCSEL) arrays [26-28]. The remaining parts of this paper are organized as follows: Section 2 presents the MDM simulation for LG modes over FSO. The discussion of the results for MDM simulation presented in detail in Section 3. Section 4 concludes the entire paper and identifies some future directions.

2. Simulation of Optical Mode Division Multiplexer for LG modes over FSO

Figure 1 exhibits the MDM architecture over FSO based on LG modes. It is designed using Opt-system 7.0 [29] software. A special optical transmitter is used to generate the input signal. It is based on non-return-to-zero (NRZ) modulation. The proposed architecture comprises of eight special optical transmitters that subcarrier over one wavelength (1550nm). It sends eight LG modes (LG 0 1, LG 0 2, LG 0 3, LG 0 4, LG 1 1, LG 1 2, LG 1 3, LG 1 4) transmitted over 40 Gbps through a 3000 meters-long FSO under different weather conditions. In opt-system simulation, there is a specific parameter, which is attenuation that can produce the weather condition. Different weather condition has a different value that invokes as listed in Table 1.

Referring to Fig. 1, the optical carrier in Channel 1 is set to LG mode LG 0 1, Channel 2 goes to LG 0 2, Channel 3 goes to LG 0 3, Channel 4 goes to LG 0 4, Channel 5 goes to LG 1 1, Channel 6 goes to LG 1 2, Channel 7 goes to LG 1 3, and Channel 8 goes to LG 1 4. It is also seen that the output of the eight channels are combined and transmitted through a free space of distances ranging from 1000 m to 12000 m under clear weather condition. The FSO transmitter and receiver aperture are set to 20cm, beam divergence is set 1 μ rad, and special optical transmitter power is 0dBm [30-33] in clear weather condition. After FSO, the eight special optical receivers were used to retrieve the signals from FSO. Results of the test are discussed in the following section.

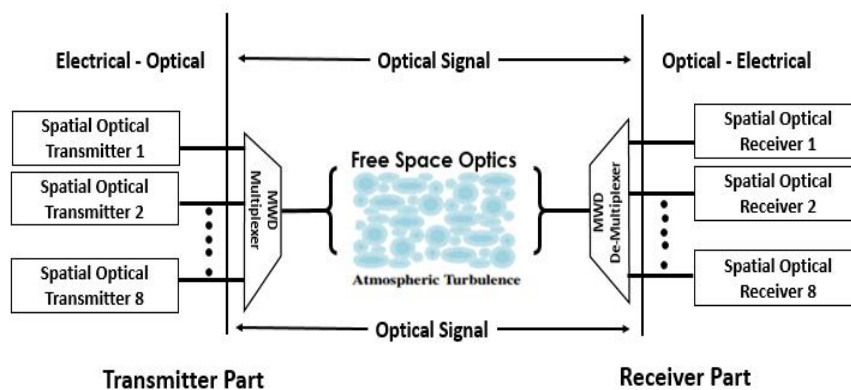


Fig. 1. Block diagram optical mode division multiplexer over FSO.

Table 1. BER for different weather condition with different FSO range.

Weather Condition	Attenuation (dB/km)	Max-Link-Range (Meter)	BER
very clear	0.15	3000 m	5.08986e-10
clear sky	0.299	2700 m	4.55122e-12
light rain	0.61	2500 m	1.23761e-11
heavy rain	2.62	1700 m	3.44916e-12
light haze	6.80	1150 m	1.68888e-10
heavy haze	19.77	650 m	6.13106e-10

3. Results and Discussion

Clearly, the performance gets better along with the improvement of the bandwidth of the optical wireless communication system. Further, Fig. 2 and represent the Eye diagram with the eight LG modes in a clear weather condition, the eye diagrams exhibit good results.

The value of t-he attenuation parameter that has been used in this study is based on the previous research in FSO, and the parameter has been changed in FSO properties in opti-system

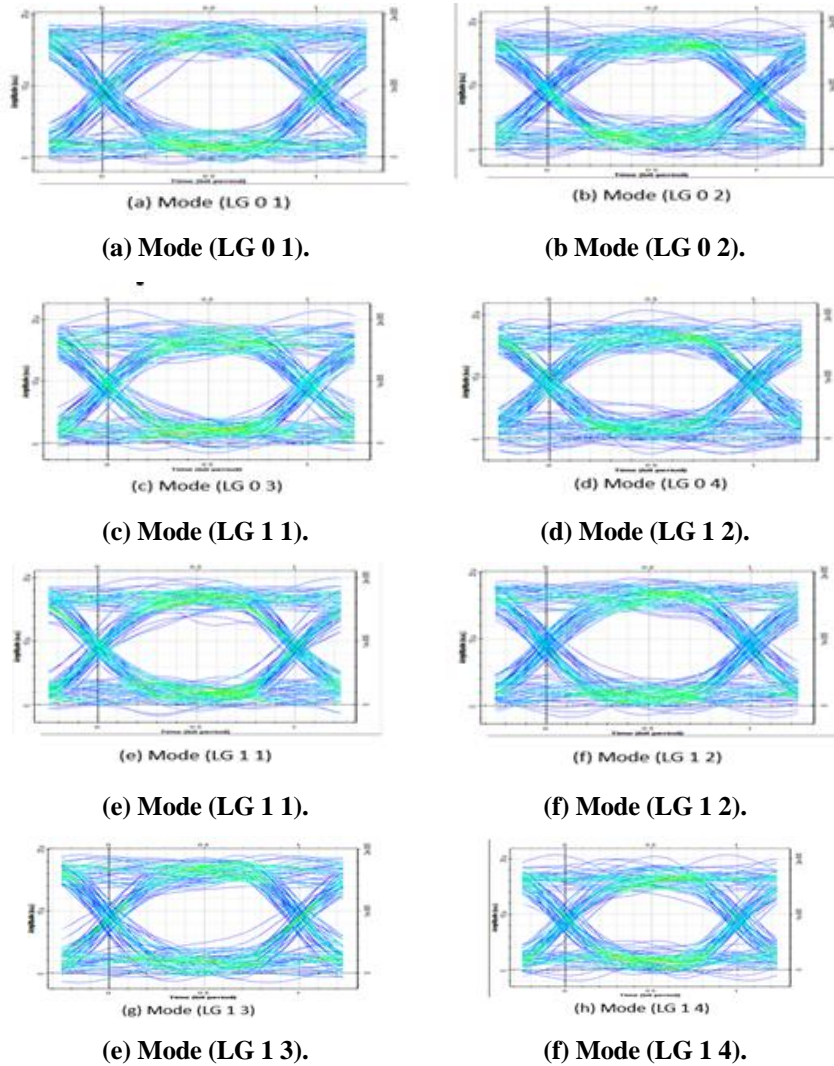


Fig. 2. Representing the eye diagrams of four channels.

Figure 3 represents the curves of the BER. It is seen that for BER 10⁻¹¹, the transmission distance is up to 650 meters only when it is heavily raining and

improves to 1150 meters when the rain is light. In a heavy haze, it is 1700 meters and improves to 2500 meters for light haze. When the weather is a clear sky, it goes up to 2700 meters. It then enhances to 3000 meters in very clear weather condition. These details are shown in Table 1. It can be seen that the increase in the distance of FSO make the BER curves decreases. Hence, it could be concluded that there is a coefficient in the BER and distance of data transmission. The different BER in the figure below is explaining the different result based on different condition. The best curve that is illustration very clear condition improves to 3000 meters and the second-best curve in clear (clear sky) weather condition is 2700 meters.

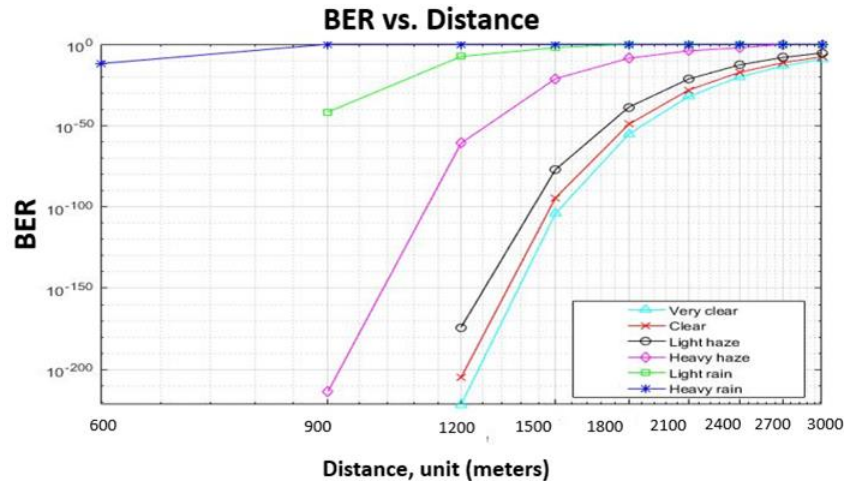


Fig. 3. BER result over a different range.

4. Conclusions

In this paper, the performance of BER over different distances of FSO in different weather conditions has been investigated. The results demonstrated that 8 x 5 Gbps MDM-FSO system is effective in improving the quality of data in an optical wireless communication system. Besides, the signals for all LG modes have been successfully simulated in the (Opt-system) simulation. This study has achieved 40Gbps data transmission over 3000 meters FSO very clear. Therefore, this improvement in performance has led to enhancement of the quality of the service.

- The performance of the optical communication system has been improved and validated based on BER and eye diagram over different weather condition.
- The capacity and distance after using MDM over FSO have been improved.

Abbreviations

BER	Bit-Error Rates
FSO	Free Space Optics
LG	Laguerre Gaussian
MDM	Mode Division Multiplexing
NRZ	Non-Return-to-Zero

OFDM	Orthogonal Frequency Division Multiplexing
TDM	Time Division Multiplexing
VCSEL	Vertical Cavity Surface-Emitting
WDM	Wavelength Division Multiplexing

References

1. Zabidi, S.A.; Al Khateeb, W.; and Islam, M.R., and Naji, A.W. (2010). The effect of weather on free space optics communication (FSO) under tropical weather conditions and a proposed setup for measurement. In *Computer and Communication Engineering (ICCCCE)*, 1-5
2. Li, G.; Bai, N.; Zhao, N.; and Xia, C. (2014). Space-division multiplexing: the next frontier in optical communication. *Advances in Optics and Photonics*, 6(4), 413-487.
3. Chaudhary, S.; Amphawan, A.; and Nisar, K. (2014). Realization of free space optics with OFDM under atmospheric turbulence. *Optik-International Journal for Light and Electron Optics*, 125(8), 5196-5198.
4. Chaudhary, S.; Bansal, P.; and Lumb, M. (2014). Effect of beam divergence on WDM-FSO transmission system. *International Journal of Computer Applications*, 93(1), 28-32.
5. Chaudhary, S; and Amphawan, A. (2014). The role and challenges of free-space optical systems. *Journal of Optical Communications*, 35(4), 327-334.
6. Wang, Z.; Zhong, W.-D.; Fu, S.; and Lin, C. (2009) Performance comparison of different modulation formats over free-space optical (FSO) turbulence links with space diversity reception technique. *IEEE Photonics Journal*, 1(6), 277-285.
7. Borah, D.K.; and Voelz, D.G. (2009). Pointing error effects on free-space optical communication links in the presence of atmospheric turbulence. *Journal of Lightwave Technology*, 27(18), 3965-3973.
8. Wang, D.; Zhou, W.; Li, Z.; Chen, Z.; Yin, H.; Zhu, S.; and Li, A. (2016). Research on free-space optical communication based on time-division multiplexing. In *Optoelectronic Imaging and Multimedia Technology IV*, (10020), 100201F-10029.
9. Shahidinejad, A.; Amiri, I.S.; and Anwar, T. (2014). Enhancement of indoor wavelength division multiplexing-based optical wireless communication using microring resonator. *Reviews in Theoretical Science*, 2(3), 201-210.
10. Amphawan, A.; Chaudhary, S; and Chan, V. (2014). 2 x 20 Gbps-40 GHz OFDM Ro-FSO transmission with mode division multiplexing. *Journal of the European Optical Society-Rapid publications*, 9, 14041.
11. Tripathi, D.K.; Singh, P., Shukla; N.K.; and Dixit; H.K. (2014). Investigations with mode division multiplexed transmission. *Electrical and Electronics Engineering: An International Journal*, 3(3), 43-51.
12. Ho, K.P.; and Kahn, J.M. (2014). Linear propagation effects in mode-division multiplexing systems. *Journal Lightwave Technology*, 32(4), 614-628.
13. Carpenter, J.; and Wilkinson, T.D. (2012). All optical mode-multiplexing using holography and multimode fiber couplers. *Journal Lightwave Technology*, 30(12), 1978-1984.

14. Amphawan, A. (2011). Binary encoded computer generated holograms for temporal phase shifting. *Optics Express*, 19(23), 23085-23096.
15. Arik, S.O., Kahn, J.M., and Ho, K.P. (2014). MIMO signal processing for mode-division multiplexing: An overview of channel models and signal processing architectures. *IEEE Signal Processing Magazine*, 31(2), 25-34.
16. Amphawan, A.; Mishra, V.; Nisar, K.; and Nedniyom, B. (2012). Real-time holographic backlighting positioning sensor for enhanced power coupling efficiency into selective launches in multimode fiber. *Journal of Modern Optics*, 59(20), 1745-1752.
17. Amphawan, A.; Nedniyom, B.; and Al Samman, N.M. (2013). Selective excitation of LP₀₁ mode in multimode fiber using solid-core photonic crystal fiber. *Journal of Modern Optics*, 60(20), 1675-1683.
18. Kaiser, T.; Flamm, D.; Schröter, S.; and Duparré, M. (2009). Complete modal decomposition for optical fibers using CGH-based correlation filters. *Optics Express*, 17(11), 9347-9356.
19. Shapira, O., Abouraddy, A.F., Joannopoulos, J.D., and Fink, Y. (2005). Complete modal decomposition for optical waveguides. *Physical Review Letters*, 94(14), 143902.
20. Shapira, O., Abouraddy, A.F., Joannopoulos, J.D., and Fink, Y. (2005). Complete modal decomposition for optical waveguides. *Physical Review Letters*, 94(14), 143902.
21. Masunda, T.; Amphawan, A.; and Al-dawoodi, A. (2017). Effect of decision feedback equalizer taps on 3×6-channel mode-wavelength division multiplexing system performance in multimode fiber, *EPJ Web of Conferences* 162, 1-4.
22. A., Ghazi, A., (2016). Neural network equalization scheme to improve channel impulse response at the receiver for optical mode division multiplexing, MSc dissertation, Universiti Utara Malaysia, Kedah, Malasia.
23. Al-dawoodi, A.G.M., (2015). An improved Bees algorithm local search mechanism for numerical dataset, MSc dissertation, Universiti Utara Malaysia, Kedah, Malasia.
24. Al-dawoodi, A.G.M.; and M. Mahmuddin, (2017). An empirical study of double-bridge search move on subset feature selection search of bees algorithm. *Journal of Telecommunication Electronics Computer Engineering*, 9(2-2), 11-15.
25. Mahmuddin, M.; and Al-dawoodi, A.G.M., (2017). Experimental Study of Variation Local Search Mechanism for Bee Algorithm Feature Selection, *Journal of Telecommunication Electronics Computer Engineering*, 9(2-2), 103-107.
26. Amphawan, A.; Ghazi, A.; and Al-dawoodi, A. (2017). Free-space optics mode-wavelength division multiplexing system using LG modes based on decision feedback equalization. *EPJ Web of Conferences*, 162, 1-5.
27. Masunda, T ; Amphawan, A; Amphawan, S; Al-dawoodi, A. (2018). Modal Properties of a Varied High Indexed Large Core 4 Mode Photonic Crystal Fiber. *7th IEEE International Conference on Photonics*, Langkawi Island, Malaysia.
28. Ghazi, A.; Aljunid, S.A.; Noori, A; Idrus, S.Z.S.; Rashidi, C.B.M.; A. Aras. (2018). Design and investigation of 10 x 10 Gbit/s MDM over hybrid FSO link

under different weather conditions and fiber to the Home. *4th International Conference on Electronic Design (ICED)*, Unimap, Malacca, Malaysia.

29. Kadhim, S.A., Shakir, A.A.J.; Mohammad, A.N.; and Mohammad, N.F. (2015). System design and simulation using (OptiSystem 7.0) for performance characterization of the free space optical communication system. *International Journal of Innovative Research in Science, Engineering and Technology*, 4(6), 4823-4831.
30. Started, O.G. (2008). OptiSystem Getting Started Optical Communication System Design Software, Optiwave Corporation, Optiwave 7 Capella Court Ottawa, Ontario, K2E 7X1, Canada.
31. Ismael, M, N., Fakhrudeen, M.A., Al-Dawoodi, A., Ghazi, A., Alshwani, S. (2019). SDM Over hybrid FSO link under different weather conditions and FTTH based on electrical equalization. *International Journal of Civil Engineering and Technology*, 10(1), 1396-1406.
32. Alshwani, S., Fakhrudeen, M.A., Ismael, M, N., Al-Dawoodi, A., Ghazi, A. (2019). Hermite-Gaussian Mode in Spatial Division Multiplexing Over FSO System Under Different Weather Condition Based on Linear Gaussian Filter, *International Journal of Mechanical Engineering and Technology*, 10(1), 1095-1105.
33. Fareed, A., Masuda, T., Ghazi, A., Fakhrudeen, A.M., Aljunid, S.A., Idrus, S.Z.S.; and Amphawan, A. (2019). Comparison of Different Wavelength Propagations over Few-Mode Fiber based on Space Division Multiplexing in Conjunction with Electrical Equalization. *International Journal of Electronics and Telecommunications*, 65(1), 5-10.