

Separation of CO₂ by Using Aqueous Mixtures of AMP and [B₃MPYR][BF₄] at High Pressure

Syamila Nordin*, Ruzitah Mohd Salleh, Norhuda Ismail

Faculty of Chemical Engineering, Universiti Teknologi MARA

*Corresponding author: syamila6001@yahoo.com

Article history

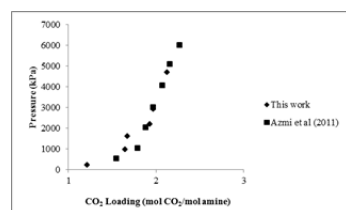
Received :14 October 2013

Received in revised form:

2 February 2014

Accepted :25 February 2014

Graphical abstract



Abstract

In this study, CO₂ absorption capacity in aqueous mixtures of 2-amino-2-methyl-1-propanol, (AMP) and N-butyl-3-methylpyridinium tetrafluoroborate, [B₃MPYR][BF₄] was measured at pressures from 200 kPa up to 5000 kPa and temperatures of 303.15 K - 333.15 K. The AMP concentration was maintained at 1 M while the [B₃MPYR][BF₄] concentration ranges from 0.05 M to 0.3 M. It was observed that CO₂ loading capacity increases when the pressure increased. However, increasing of temperature will decrease the CO₂ loading. From the experimental results, a simple correlation, as suggested by Jou and Mather was used to predict the CO₂ loading in the aqueous AMP-[B₃MPYR][BF₄] mixtures. The model were found to be in a good agreement with the experimental results where only 1.66% of the predicted values deviate more than 20% compared to the experimental values.

Keywords: CO₂; loading; mixtures; AMP; [B₃MPYR][BF₄]

© 2014 Penerbit UTM Press. All rights reserved.

1.0 INTRODUCTION

2-amino-2-methyl-1-propanol, (AMP) has twice CO₂ loading capacity as those of any primary and secondary alkanolamine [1]. Besides AMP also has low regeneration energy [2].

Ionic liquids (ILs) are composed of cations and anions and have melting point below 373.15 K. Imidazolium, pyridinium, and phosphonium are some of the cations. While some examples of the anions are tetrafluoroborate, hexafluorophosphate and trifluoromethylsulfonate [3]. Pyridinium based ILs studies are very scarce in the literature compared to imidazolium, however pyridinium has the advantage over imidazolium because pyridinium based ILs are more biodegradable and cheaper than imidazolium based ILs [4-5].

In this study, AMP and pyridinium based ILs which is N-butyl-3-methylpyridinium tetrafluoroborate, ([B₃MPYR][BF₄]) were used to capture CO₂.

2.0 EXPERIMENTAL

AMP and [B₃MPYR][BF₄] were synthesis grade, purchased from MERCK and used as received. The CO₂ gas with purity of 99.9% was obtained from Linde Malaysia Sdn. Bhd. The aqueous AMP-([B₃MPYR][BF₄]) mixtures were prepared by mixing both solutions where the AMP concentration was set constant at 1 M

while [B₃MPYR][BF₄] concentrations vary from 0.05 M to 0.3 M. The CO₂ loading data were measured by using high pressure jacketed reactor. In this study, the temperatures were set at 303.15 K - 333.15 K while the pressure ranged from 200 kPa until 5000 kPa. In each run, a measured amount of the solution was placed into the reactor. The CO₂ gas reservoir and the reactor which contains aqueous AMP-[B₃MPYR][BF₄] mixtures were heated up to a desired temperature. Once the desired temperature was achieved, the CO₂ gas was released from the reservoir into the solution and was constantly stirred throughout the experiment. The equilibrium state was reached indicated by a constant pressure for about 30 minutes and the final pressure was recorded. CO₂ loadings were calculated by using Equation 1.

$$\alpha = \frac{(P_{Ti} - P_f) \times V_{vessel} - (P_{eq} - P_{vi}) \times V_{reactor}}{zRT n_{total}} \quad (1)$$

where, α is mol CO₂ loading/total amine, P_{Ti} is initial total pressure in vessel, P_f is final pressure after supplied to reactor, $V_{vessel} = 1$ liter, $V_{reactor}$ is volume of gas in reactor, z is compressibility factor = 1, R is gas constant = 0.08206 L.atm/mol.K, T is temperature (K), P_{eq} is equilibrium pressure in reactor and P_{vi} is vapor pressure.

3.0 RESULTS AND DISCUSSION

To verify the experimental apparatus used in this study, a number of experiments for CO₂ absorption in 1 M AMP was performed at 313.15 K. From the results, it was found that the average absolute deviation is 4.16 % which specify that the results are close to the literature values reported by Azmi *et al.* (2011) as shown in Figure 1 [6].

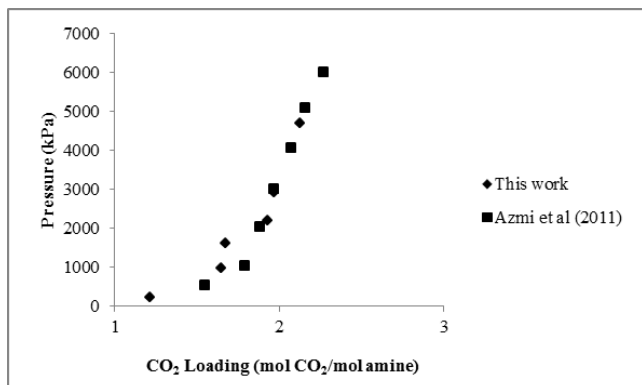


Figure 1 Comparison of CO₂ solubility of this work with literature values at 313.15 K for 1 M AMP [6]

3.1 Effects of Pressure and Temperature on CO₂ Loading

In this work, the CO₂ loading values were obtained from the measured initial and final pressure as calculated in Equation 1. Figure 2 shows the effect of pressure and temperature on CO₂ loading. It illustrated that at constant concentration of AMP–[B₃MPYR][BF₄] mixture and temperature, increasing the pressure will increase the CO₂ loading. This is expected because of high frequency of gas particle collisions occurred at the gas-liquid interfacial area, thus creating more solute particles diffuse into the bulk solution. As a result, more CO₂ gas will be absorbed into the solution. This system obeys the Henry's Law which state that the solubility of a gas in a liquid is directly proportional to the pressure of that gas above the surface of the solution.

It was also observed that the CO₂ loading decreases, as the temperature increases at constant concentration of AMP–[B₃MPYR][BF₄] mixture and pressure. For example, at constant pressure of 2800 kPa the CO₂ loading decreases from 1.46 to 1.26 at temperature of 323.15 K and 333.15 K respectively. This trend is supported by other studies which explained that the increase of kinetic energy at high temperature causing vigorous dynamic motion of the CO₂ molecules hence breaking the intermolecular bonds of CO₂ and the liquid thus escape from the solution [6].

3.2 Effect of ILs Concentration on CO₂ Loading

The CO₂ Loading was calculated in different ILs concentrations using Equation 1. As illustrated in Figure 3, it was observed that at higher concentration of ILs, less CO₂ was absorbed. This is due to the acidity of [B₃MPYR][BF₄] which reduced the basicity of aqueous AMP in the mixture, as a result the driving force for the mass transfer to occur is decreasing [7].

As recommended by Jou and Mather [8], the experimental results of CO₂ loadings were correlated to the partial pressure and temperature as follow:

$$\ln P = A \ln \alpha + B \quad (2)$$

where P is the pressure in kPa, α is mol CO₂ loading/ mol total amine and A and B are functions of temperature in Kelvin. The value of A_i and B_i were determined by plotting $\ln P$ (pressure, kPa) against \ln CO₂ loading at temperature of 303.15, 313.15, 323.15 and 333.15 K. All the values of A_i and B_i obtained were plotted against the temperature. From these graphs, the coefficients of A_i and B_i were determined. The coefficients are listed in Table 1. Using Equation 2 and the coefficients obtained, it was found that only 1.66% of the predicted CO₂ loading values deviate more than 20% compared to the experimental values thus the Jou and Mather correlation was found to be in a good agreement with the experimental results as shown in Figure 4.

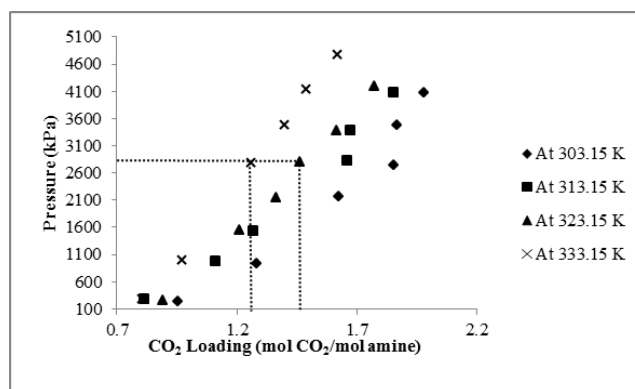


Figure 2 CO₂ solubility at different temperature in 1 M AMP + 0.3 M ILs

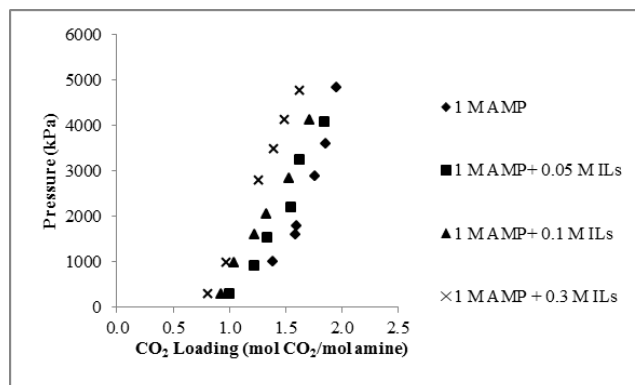


Figure 3 CO₂ solubility in different solution composition at 333.15 K

Table 1 Jou and Mather correlations

System	Correlations	
	A	B
1 M AMP	-0.009T + 7.6266	0.0348T - 6.238
1 M AMP + 0.05 M ILs	0.013T + 0.2464	0.0243T - 2.28
1 M AMP + 0.1 M ILs	0.0012T + 3.912	0.04T - 6.9842
1 M AMP + 0.3 M ILs	-0.0116T + 7.2752	0.0384T - 5.8684

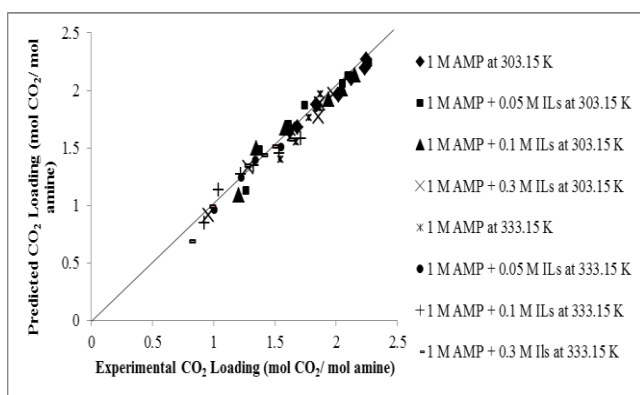


Figure 4 Comparison between correlated and experimental value for CO₂ loading in different solvent concentrations at 303.15 K and 333.15 K

4.0 CONCLUSION

In this work, it was found that increasing the pressure will increase the CO₂ loading. On the other hand, the rising of temperature will reduce the CO₂ loading. The results also exhibited that the higher the concentration of [B₃MPYR][BF₄] in the aqueous mixtures, the lesser the CO₂ loading due to the reduction of driving force for mass transfer to take place. The Jou and Mather correlation was able to predict the experimental CO₂ loading with only 1.66% predicted data deviated more than 20 % of the experimental values.

Acknowledgement

Financial support from Fundamental Research Grant Scheme (FRGS) for this project are gratefully acknowledged. The authors also would like to thank Universiti Teknologi MARA (UiTM) for supporting in completing the research work.

References

- [1] Yang, Z.-Y., A. N. Soriano, A. R. Caparanga and M.-H. Li. 2010. Equilibrium Solubility of Carbon Dioxide in (2-amino-2-methyl-1-propanol+piperazine+water). *The Journal of Chemical Thermodynamics*. 42: 659–665.
- [2] Sakwattanapong, R., A. Aroonwilas and A. Veawab. 2009. Reaction Rate of CO₂ in Aqueous MEA-AMP Solution: Experiment and Modeling. *Energy Procedia*. 1: 217–224.
- [3] Han, X. and D. W. Armstrong. 2007. Ionic Liquids in Separations. *Accounts of Chemical Research*. 40: 1079–1086.
- [4] Docherty, K. M., K. D. JaNeille and C. F. Kulpa Jr. 2006. Biodegradability of Imidazolium and Pyridinium Ionic Liquids by an Activated Sludge Microbial Community. *Biodegradation*. 481–493.
- [5] Yunus, N. M., M. I. A. Mutalib, Z. Man, M. A. Bustam and T. Murugesan. 2012. Solubility of CO₂ in Pyridinium Based Ionic Liquids. *Chemical Engineering Journal*. 189–190: 94–100.
- [6] Shariff, A. M., G. Murshid, K. K. Lau, M. A. Bustam and F. Ahamd. 2011. Solubility of CO₂ in Aqueous Solutions of 2-Amino-2-Methyl-1-Propanol at High Pressure. *World Academy of Science, Engineering and Technology*. 60: 1050–1053.
- [7] Aziz, N., R. Yusoff and M. K. Aroua. 2012. Absorption of CO₂ in Aqueous Mixtures of N-methyldiethanolamine and Guanidinium Tris (pentafluoroethyl)trifluorophosphate Ionic Liquid at High-Pressure. *Fluid Phase Equilibria*. 322–323: 120–125.
- [8] Jou F. Y. and A. E. Mather. 2005. Solubility of Carbon Dioxide in Aqueous Mixture of Methyldiethanolamine and N-methylpyrrolidone at Elevated pressures. *Fluid Phase Equilibria*. 228–229: 465–469.